

# KENJA<sup>®</sup>

## 400SC FUNGICIDE

## Maximize your lettuce production.

### Introducing KENJA<sup>®</sup> 400SC Fungicide: A new product from Summit Agro USA.

A group 7 fungicide, incorporating the newest SDHI technology, the chemistry of KENJA is scientifically designed to:

- Provide highly effective control of Lettuce (Sclerotinia) Drop, with excellent activity on both *Sclerotinia sclerotiorum* and *Sclerotinia minor*.
- Mesh with your current disease management program
- Minimize the resistance potential to SDHI chemistry
- Help you bring more of your lettuce crop to market


Already proven to provide excellent in-season disease control of Botrytis in strawberries, KENJA is now available to lettuce growers for control of this devastating crop disease.

For control of Sclerotinia drop on direct seeded lettuce, make the first application after emergence, at thinning, or prior to disease development. On transplanted lettuce, make the first application immediately after transplanting or prior to disease development. If conditions favor disease development, make a second application of KENJA 14 days later.

### Contact Summit Agro for additional technical information at 984.260.0407.

**KENJA 400SC Fungicide**, a group 7 fungicide, fends off post-harvest gray mold in strawberries, and provides in-season control of *Sclerotinia* in lettuce and canola, as well as multiple diseases in almonds, berries and grapes. Active ingredient: Isofetamid. Distributed through Helena Chemical Company, and Tenkoz Member companies.

#### Always read and follow label directions.

To learn more, visit us at [www.summitagro-usa.com](http://www.summitagro-usa.com) or call us at 984-260-0407. KENJA is a registered trademark of Ishihara Sangyo Kaisha, Ltd.  © 2017 Summit Agro USA LLC. All rights reserved.

### Registered crops and disease targets:



#### Lettuce

*Sclerotinia* drop  
(both pathogen species)



#### Strawberries

Gray mold  
Powdery mildew  
Anthracnose



#### Almonds

Brown rot blossom blight  
Anthracnose  
Gray mold  
Suppression of Shot hole



#### Canola

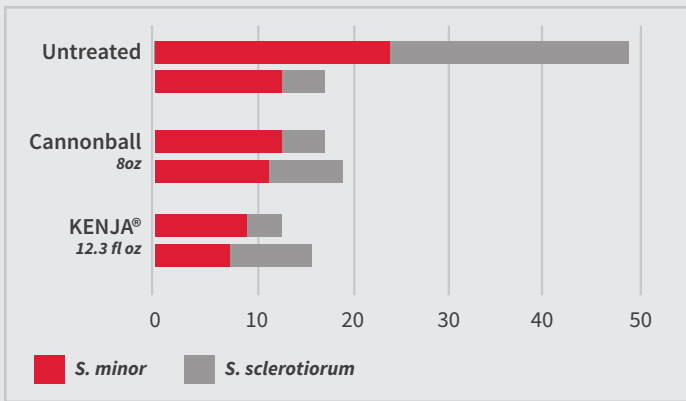
*Sclerotinia* stem rot



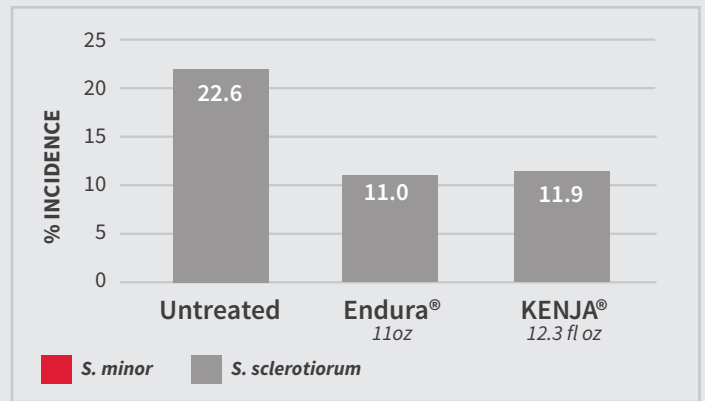
#### Grapes

*Botrytis* bunch rot  
Powdery mildew  
Anthracnose

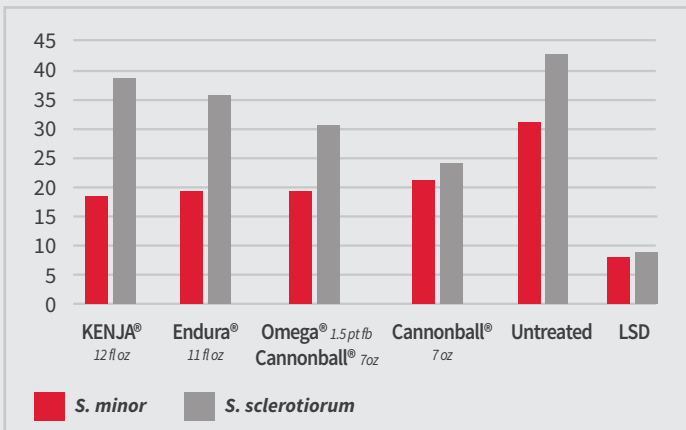
# Lettuce (*Sclerotinia*) Drop Control



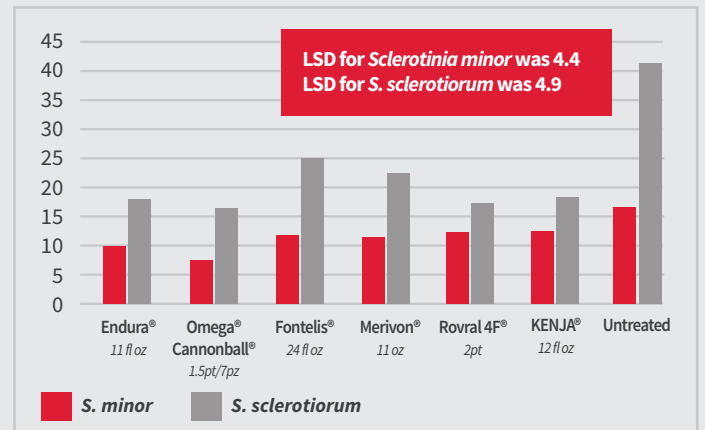
13-US-LV204 Dr. Mike Matheron, Yuma, AZ



2014 Salinas, CA 14-US-LV203



13-US-LV205 Dr. M. Matheron Yuma, AZ 2013



14-US-F-LV206 Dr. M. Matheron Yuma, AZ 2014

KENJA® and Omega® are registered trademarks of Ishihara Sangyo Kaisha, Ltd. Cannonball® is a registered trademark of a Syngenta Group Company, Endura® and Merivon® are registered trademarks of BASF, Fontelis® is a registered trademark of E. I. duPont de Nemours and Company.

CROP	RATE (fl oz/A)	USE INSTRUCTIONS FOR APPLYING KENJA
Lettuce	12.3	<b>On direct seeded lettuce make the first application after emergence, thinning or prior to onset of disease development. On transplanted lettuce make the first application immediately after transplanting or prior to the onset of disease development. Make a second application if conditions continue to favor disease development 14 days later.</b>
Strawberries	13.5 to 15.5	Initiate applications of Kenja prior to disease development and continue on a 14 day interval as directed by the label. When disease pressure is high use the high rate. For control of Gray mold in-season, use the 13.5 fl.oz. rate of Kenja fungicide. For control of diseases other than Gray mold during the season use the 15.5 fl. oz. rate. To provide maximum post-harvest disease control, Kenja should be applied as the last spray before harvest. This application, which can take advantage of the Kenja 0 day PHI, should be made at the 15.5 fl. oz. rate, to provide maximum post-harvest activity.
Almonds	13.5 to 17	Initiate applications for brown rot blossom blight when conditions are favorable for disease development and continue on a 7-14 day interval. Typically applications are started preventatively at pink bud and continued through petal fall. Initiate application for control of anthracnose, gray mold, and shot hole preventatively and continue as needed on a 7-14 day interval. If disease pressure is severe use the higher rate and shortest interval.
Grapes	20 to 22	For use on all types of grapes (wine, table, raisin, and juice). For bunch rot make applications at critical timings for <i>Botrytis</i> control. Applications are typically made at early bloom, bunch closure, veraison and pre-harvest (at least 14 days apart). Apply with sufficient water to allow for penetration into the foliage to obtain complete coverage using 50 to 100 gallons of spray volume per acre. For powdery mildew and anthracnose begin fungicide applications preventatively and continue as needed on a 7 to 14-day interval. When disease pressure is severe use the higher rate and shorter interval.
Rapeseed (Canola)	10.25 to 12	Initiate applications at 20 to 40% flowering (BBCH 62-64) or prior to disease development. Use the higher rates for extended disease control. A second application may be made if conditions continue to be favorable for disease development near the end of flowering (BBCH 67-69), at least 14 days later.